

		Bonaire	Statia	Saba	Curacao	Aruba	SXM	TOTAL
13-3-2020	bevestigd	0	0	0	3	2	0	5
14-3-2020	bevestigd	0	0	0	3	2	0	5
15-3-2020	bevestigd	0	0	0	3	2	0	5
16-3-2020	bevestigd	0	0	0	3	3	0	6
17-3-2020	bevestigd	0	0	0	3	4	1	8
18-3-2020	bevestigd	0	0	0	3	5	1	9
19-3-2020	bevestigd	0	0	0	3	5	1	9
20-3-2020	bevestigd	0	0	0	3	7	1	11
	personen getest	0	0	0				
	uitslag in afwachting	1	0	0			13	14
	in contact monitoring	0	0	0	9		4	13
	andere in quarantaine	250	56	9	453			768
21-3-2020	bevestigd	0	0	0	4	7	1	12
	personen getest	0	0	0		154		
	uitslag in afwachting	1	0	0	4	0	13	18
	in contact monitoring	0	0	0	13	65	18	96
	andere in quarantaine	250	73	22	828	583		1756
22-3-2020	bevestigd	0	0	0	4	9	2	15
	personen getest	0	0	0		197	12	
	uitslag in afwachting	1	0	0			1	2
	in contact monitoring	0	0	0	15	65		80
	andere in quarantaine	250	75	28	830	583		1766
23-3-2020	bevestigd	0	0	0	6	12	2	20
	personen getest	1	0	0	114	213	14	342
	uitslag in afwachting	1	7	0			8	16
	in contact monitoring	0	0	0	15	65		80
	andere in quarantaine	?	67	35	830	583	322	1837
24-3-2020	bevestigd	0	0	0	6	16	3	25
	tests uitgevoerd	7	7		98	267		
	uitslag in afwachting	3	0	0			8	11
	in contact monitoring	0	0	0	15	130	57	202
	andere in quarantaine	165	67	35	1345	756	322	2690
25-3-2020	bevestigd	0	0	0	7	21	3	31
	personen getest	10	7	0	352	294	27	690
	uitslag in afwachting	1	0	1		61	5	68
	in contact monitoring	0	0	0	18	130	77	225
	andere in quarantaine	165	67	36	1365	745	378	2756
26-3-2020	bevestigd	0	0	0	8	32	3	43
	personen getest	10	7	1	352		22	
	uitslag in afwachting	5	0	1	6		11	23
	in contact monitoring	0	0	0	26		10	36
	andere in quarantaine		67	36	1456		455	2014
27-3-2020	bevestigd	0	0	0	9	44	3	56
	personen getest	12	7			358	33	410
	uitslag in afwachting	4	3	2	6		11	26
	in contact monitoring				26	107		133
	andere in quarantaine		75	36	1456	836	402	2805
28-3-2020	bevestigd	0	0	0	10	48	6	64
	personen getest	16	10	1		559	41	627
	uitslag in afwachting	0	3	1			16	20
	in contact monitoring			36	34	107		177
	andere in quarantaine		78		1471	847	421	2817
29-3-2020	bevestigd	0	0	0	11	50	6	67
	personen getest	16		1				17
	uitslag in afwachting	5	0	1				6

	In contact monitoring				0		127	127
	andere in quarantaine				81		847	928
30-3-2020	bevestigd	0	0	0	11	55	6	72
	personen getest	16	7	1		672		696
	uitslag in afwachting	5	3	1				9
	in contact monitoring							127
	andere in quarantaine							847
31-3-2020	bevestigd	0	2	0	11	59	16	88
	personen getest	20	10	2	145	720		897
	uitslag in afwachting	1	0	0				1
	in contact monitoring	0			31	193		224
	andere in quarantaine	161	76	32	1581	847		2697
1-4-2020	bevestigd	0	2	0	11	60	18	91
	personen getest	20	10	16	172	720	64	1002
	% positieve personen getest	0%	20%	0%	6%	8%	28%	9%
	uitslag in afwachting	1	0	14			7	22
	in contact monitoring	0			37			37
	in isolatie		2	2	5		104	113
	andere in quarantaine		72	32	1062		259	1425
2-4-2020	bevestigd	0	2	0	11	62	23	98
	personen getest	20	10	16	195	806	82	1129
	negatief getest	18	8	2	184	743	41	996
	uitslag in afwachting	2	0	14		1	18	35
	% positieve personen getest	0%	20%	0%	6%	8%	28%	9%
	in contact monitoring				44			44
	in isolatie		2	2	5		123	132
	in quarantaine	151	23	32	800	1235	273	2514
3-4-2020	bevestigd	0	2	0	11	62	23	98
	personen getest	20	16	18	208	837	82	1181
	negatief getest	18	10	5		774	41	848
	uitslag in afwachting	2	4	13		1	18	38
	% positieve tests	0%	13%	0%	5%	7%	28%	8%
	in contact monitoring				38			38
	in isolatie		2		4		123	129
	in quarantaine	151	24	29	455	562	273	1494
4-4-2020	bevestigd	0	2	0	11	64	23	100
	personen getest	23	16	18	213	863	82	1215
	negatief getest	23	10	5		798	41	877
	uitslag in afwachting	3	4	13		0	18	38
	% positieve personen getest	0%	13%	0%	5%	7%	28%	8%
	in contact monitoring				39			39
	in isolatie		2		4		123	129
	in quarantaine	111	9	29	331	381	273	1134
5-4-2020	bevestigd	0	2	0	13	64	37	116
	personen getest	26	16	18	208	869	105	1242
	negatief getest	26	10	17	195	805	60	1113
	uitslag in afwachting	0	4	1	0	0	8	13
	% positieve personen getest	0%	13%	0%	6%	7%	35%	9%
	in contact monitoring				32			32
	in isolatie		2		6		168	176
	in quarantaine	111	7	7	159	381	273	938
6-4-2020	bevestigd	0	2	0	13	71	40	126
	personen getest	27	16	18	208	910	112	1291
	negatief getest	26	10	18	195	838	62	1149
	uitslag in afwachting	1	4	0	0	1	10	16
	% positieve personen getest	0%	13%	0%	6%	8%	36%	10%

	In contact monitoring						0
	in isolatie	0	2	0	6	196	204
	in quarantaine	71	7	7	159	402	760
7-4-2020	bevestigd	0	2	0	14	74	130
	personen getest	30	16	18	217	954	1347
	negatieve tests	27	10	18	203	878	1198
	uitslag in afwachting	3	4	0	0	2	10
	% positieve personen getest	0%	13%	0%	6%	8%	10%
	in contact monitoring				32		32
	in isolatie		2		5		200
	in quarantaine	68	7	3	120	395	710
8-4-2020	bevestigd	0	2	0	14	77	136
	personen getest	30	16	18	217	990	1400
	negatief getest	27	12	18	203	910	1237
	uitslag in afwachting	3	2	0	0	0	19
	% positieve personen getest	0%	14%	0%	6%	8%	10%
	in contact monitoring				32		32
	in isolatie		2		5		200
	in quarantaine	68	14	3	120	349	671
9-4-2020	bevestigd	0	2	0	14	82	148
	personen getest	34	16	18	230	990	1420
	negatief getest	30	12	18	216	910	1253
	uitslag in afwachting	4	0	0	0	3	8
	% positieve personen getest	0%	13%	0%	6%	8%	10%
	hersteld	0	0		7	20	5
	nog opgenomen in zkh	0	0		1		3
	overleden	0	0		1	0	10
	in contact monitoring	0			28		28
	in isolatie		2		5		203
	in quarantaine	55	14	3	47	349	601
10-4-2020	bevestigd	0	2	0	14	86	152
	personen getest	38	16	18	237	1058	1501
	negatief getest	37	12	18	223	972	1344
	uitslag in afwachting	1	0	0	0	0	2
	% positieve personen getest	0%	13%	0%	6%	8%	10%
	hersteld	0	0		8	27	5
	nog opgenomen in zkh	0	0		1		2
	overleden	0	0		1	0	10
	in contact monitoring	0			27		27
	in isolatie		2		4		202
	in quarantaine	50	16	3	51	302	555
11-4-2020	bevestigd	0	2	1	14	92	159
	personen getest	38	16	21	237	1118	1564
	negatief getest	37	12	18	223	1026	1398
	uitslag in afwachting	1	0	3	0	0	8
	% positieve personen getest	0%	13%	6%	6%	8%	10%
	hersteld	0	0	0	8	29	5
	nog opgenomen in zkh	0	0		1		5
	overleden	0	0	0	1	0	10
	in contact monitoring	0			22		22
	in isolatie		2		4		194
	in quarantaine	50	14	17	11	109	337
12-4-2020	bevestigd	0	2	1	14	92	159
	personen getest	38	16	21	239	1145	1593
	negatief getest	37	12	18	225	1053	1427
	uitslag in afwachting	1	0	3	0	0	8

	% positieve personen getest	0%	13%	6%	6%	8%	38%	10%
	hersteld	0	0	0	10	32	5	47
	nog opgenomen in zkh	0	0		1		4	5
	overleden	0	0	0	1	0	9	10
	in contact monitoring	0			19			19
	in isolatie		2		2		194	198
	in quarantaine	50	14	17	11	103	136	331
13-4-2020	bevestigd	0	2	2	14	92	52	162
	personen getest	39	16	22	239	1147	145	1608
	negatief getest	37	12	18	225	1055	91	1438
	uitslag in afwachting	2	0	2	0	0	1	5
	% positieve personen getest	0%	13%	10%	6%	8%	36%	10%
	hersteld	0	0	0	10	32	5	47
	nog opgenomen in zkh	0	0		1		4	5
	overleden	0	0	0	1	0	9	10
	in contact monitoring	0			16			16
	in isolatie		2		2		194	198
	in quarantaine	13	11	67	15	103	136	345
14-4-2020	bevestigd	0	2	2	14	92	52	162
	personen getest	39	16	22	241	1154	157	1629
	negatief getest	37	14	18	227	1062	91	1449
	uitslag in afwachting	2	0	2	0	0	13	17
	% positieve personen getest	0%	13%	10%	6%	8%	36%	10%
	hersteld	0	0	0	10	32	5	47
	nog opgenomen in zkh	0	0		1	5	3	9
	overleden	0	0	0	1	0	9	10
	in contact monitoring	0			16			16
	in isolatie		2		2		210	214
	in quarantaine	13	12	67	15	114	135	356
15-4-2020	bevestigd	0	2	2	14	93	57	168
	personen getest	56	16	22	249	1198	163	1704
	negatief getest	39	12	18	235	1105	103	1512
	uitslag in afwachting	17	3	2	0	0	2	24
	% positieve personen getest	0%	15%	10%	6%	8%	35%	10%
	hersteld	0	0	0	10	39	12	61
	nog opgenomen in zkh	0	0		1	3	6	10
	overleden	0	0	0	1	2	9	12
	in contact monitoring	0			20			20
	in isolatie		2		2		144	148
	in quarantaine	23	11	67	15	91	99	306
16-4-2020	bevestigd	0	2	2	14	95	63	176
	personen getest	90	16	44	269	1237	163	1819
	negatief getest	54	13	22	255	1142	103	1589
	uitslag in afwachting	35	0	20	0	0	2	57
	% positieve personen getest	0%	13%	8%	5%	8%	39%	10%
	hersteld	0	0	0	10	39	12	61
	nog opgenomen in zkh	0	0		1	3	7	11
	overleden	0	0	0	1	2	9	12
	in contact monitoring	0			18			18
	in isolatie		2		2		84	88
	in quarantaine	27	11	69	12	90	95	304
17-4-2020	bevestigd	0	2	2	14	96	64	178
	personen getest	135	16	44	269	1298	202	1964
	negatief getest	88	13	22	255	1202	121	1701
	uitslag in afwachting	46	0	20	0	0	16	82
	inconclusive uitslag							1

	% positieve personen getest	0%	13%	8%	5%	7%	34%	9%
	hersteld	0	0	0	10	43	12	65
	nog opgenomen in zkh	0	0	0	1	3	8	12
	overleden	0	0	0	1	2	9	12
	in contact monitoring	0			18			18
	in isolatie	0			2		87	91
	in quarantaine	27	11	69	12	106	98	323
18-4-2020	bevestigd	0	2	2	14	96	64	178
	personen getest	140	16	44	286	1358	202	2046
	totaal aantal testen		19			1644		
	negatief getest	137	13	22	271	1262	121	1826
	uitslag in afwachting	2	2	20	0	0	16	40
	inconclusive uitslag	1			1		1	3
	% positieve personen getest	0%	14%	8%	5%	7%	34%	9%
	hersteld	0	0	0	11	44	12	67
	nog opgenomen in zkh	0	0	0	1	3	8	12
	overleden	0	0	0	1	2	9	12
	in contact monitoring	0			20			20
	in isolatie	0	2		1		87	90
	in quarantaine	78	15	69	12	104	98	376
19-4-2020	bevestigd	1	2	2	14	97	68	184
	personen getest	140	16	44	291	1442	225	2158
	totaal aantal testen		19			1744		
	negatief getest	137	13	22	275	1345	138	1930
	uitslag in afwachting	2	2	20	0	0	19	43
	inconclusive uitslag	1			2		1	4
	% positieve personen getest	1%	14%	8%	5%	7%	33%	9%
	hersteld	0	0	0	11	49	12	72
	nog opgenomen in zkh	0	0	0	1	4	6	11
	overleden	0	0	0	1	2	10	13
	in contact monitoring	0			19			19
	in isolatie	0	2		1		87	90
	in quarantaine	78	15	69	9	104	98	373
20-4-2020	bevestigd	2	2	2	14	97	68	185
	personen getest	140	16	44	291	1445	244	2180
	totaal aantal testen		21			1744		
	negatief getest	137	14	22	275	1348	141	1937
	uitslag in afwachting	2	1	20	0	0	39	62
	inconclusive uitslag	1			2		1	4
	% positieve personen getest	1%	13%	8%	5%	7%	33%	9%
	hersteld	0	0	0	11	51	12	74
	nog opgenomen in zkh	0	0	0	1	4	7	12
	overleden	0	0	0	1	2	10	13
	in contact monitoring	0			19			19
	in isolatie	0	2		1		87	90
	in quarantaine	78	15	69	19	83	98	362
21-4-2020	bevestigd	2	2	2	14	97	71	188
	personen getest	186	16	44	292	1445	258	2241
	totaal aantal testen		21			1744		
	negatief getest	184	14	22	276	1348	141	1985
	uitslag in afwachting	0	1	20	0	0	45	66
	inconclusive uitslag	0			2		1	3
	% positieve personen getest	1%	13%	8%	5%	7%	33%	9%
	hersteld	0	0	0	11	51	22	84
	nog opgenomen in zkh	0	0	0	1	4	7	12
	overleden	0	0	0	1	2	12	15

	in contact monitoring				0		20		20		
	in isolatie					2	1	95	98		
	in quarantaine				84	15	69	17	65	130	380
22-4-2020	bevestigd				2	2	2	14	100	73	193
	personen getest				186	16	44	302	1504	266	2318
	totaal aantal testen					22					
	negatief getest				184	15	22	286	1404	169	2080
	uitslag in afwachting				0	2	20	0	0	23	45
	inconclusive uitslag				0			2		1	3
	% positieve personen getest				1%	14%	8%	5%	7%	30%	8%
	hersteld				0	0	0	11	68	22	101
	nog opgenomen in zkh				0	0	0	1	4	8	13
	overleden				0	0	0	1	2	12	15
	in contact monitoring				0			22			22
	in isolatie					2		1		95	98
	in quarantaine				84	14	69	22	65	130	384
23-4-2020	bevestigd				2	2	2	16	100	73	195
	personen getest				231	16	70	302	1535	266	2420
	totaal aantal testen					22	76				
	negatief getest				229	15	35	286	1435	169	2169
	uitslag in afwachting				0	2	39	0	0	23	64
	inconclusive uitslag				0			0		1	1
	% positieve personen getest				1%	14%	6%	5%	7%	30%	8%
	hersteld				1	0	0	11	69	22	103
	nog opgenomen in zkh				0	0	0	1	4	6	11
	overleden				0	0	0	1	2	12	15
	in contact monitoring				19			22			41
	in isolatie					2		1		95	98
	in quarantaine				82	6	62	22	65	130	367
24-4-2020	bevestigd				2	2	2	16	100	73	195
	personen getest				231	16	70	315	1535	266	2433
	totaal aantal testen					22	76				
	negatief getest				229	15	35	299	1435	169	2182
	uitslag in afwachting				0	2	39	0	0	23	64
	inconclusive uitslag				0			0		1	1
	% positieve personen getest				1%	14%	6%	5%	7%	30%	8%
	hersteld				1	0	0	12	69	22	104
	nog opgenomen in zkh				0	0	0	2	4	6	12
	overleden				0	0	0	1	2	12	15
	in contact monitoring				19			15			34
	in isolatie					2		1		95	98
	in quarantaine				82	6	62	110	65	130	455
25-4-2020	bevestigd				2	2	2	16	100	74	196
	personen getest				231	16	70	315	1535	295	2462
	totaal aantal testen					22	76				
	negatief getest				229	15	35	299	1435	211	2224
	uitslag in afwachting				0	2	39	0	0	9	50
	inconclusive uitslag				0			0		1	1
	% positieve personen getest				1%	14%	6%	5%	7%	26%	8%
	hersteld				1	0	0	12	69	33	115
	nog opgenomen in zkh				0	0	0	2	4	7	13
	overleden				0	0	0	1	2	13	16
	in contact monitoring				19			15			34
	in isolatie					2		1		103	106
	in quarantaine				82	6	62	110	65	127	452
26-4-2020	bevestigd				2	2	2	16	100	74	196

	personen getest	231	16	70	315	1622	295	2549
	totaal aantal testen		22	76		1994		
	negatief getest	229	17	35	299	1522	211	2313
	uitslag in afwachting	0	0	39	0	0	9	48
	inconclusive uitslag	0			0		1	1
	% positieve personen getest	1%	13%	6%	5%	6%	26%	8%
	hersteld	1	1	0	12	73	33	120
	nog opgenomen in zkh	0	0	0	2	4	7	13
	overleden	0	0	0	1	2	13	16
	in contact monitoring	19			15			34
	in isolatie		1		1		103	105
	in quarantaine	74	10	62	110	58	127	441
27-4-2020	bevestigd	2	2	2	16	100	75	197
	personen getest	231	16	80	315	1626	302	2570
	totaal aantal testen		22			2000		
	negatief getest	229	17	76	299	1526	220	2367
	uitslag in afwachting	0	0	2	0	0	6	8
	inconclusive uitslag	0			0		1	1
	% positieve personen getest	1%	13%	3%	5%	6%	25%	8%
	hersteld	1	1	0	12	73	33	120
	nog opgenomen in zkh	0	0	0	2	4	7	13
	overleden	0	0	0	1	2	13	16
	in contact monitoring	19			15			34
	in isolatie		1		1		137	139
	in quarantaine	74	10	14	110	37	98	343
28-4-2020	bevestigd	2	2	2	16	100	75	197
	personen getest	231	16	80	328	1649	302	2606
	totaal aantal testen		22			2000		
	negatief getest	229	17	76	312	1549	220	2403
	uitslag in afwachting	0	0	2	0	0	6	8
	inconclusive uitslag	0			0		1	1
	% positieve personen getest	1%	13%	3%	5%	6%	25%	8%
	hersteld	1	1	0	13	73	33	121
	nog opgenomen in zkh	0	0	0	1	4	7	12
	overleden	0	0	0	1	2	13	16
	in contact monitoring	19			14			33
	in isolatie		1		1		137	139
	in quarantaine	74	10	14	23	37	98	256
29-4-2020	bevestigd	2	2	2	16	100	76	198
	personen getest	231	17	78	343	1663	310	2642
	totaal aantal testen		22	85		2024		
	negatief getest	229	17	76	327	1563	231	2443
	uitslag in afwachting	0	2	7	0	0	2	11
	inconclusive uitslag	0			0		1	1
	% positieve personen getest	1%	13%	3%	5%	6%	25%	8%
	hersteld	1	1	0	13	73	44	132
	nog opgenomen in zkh	0	0	0	1	4	8	13
	overleden	0	0	0	1	2	13	16
	in contact monitoring	19			13			32
	in isolatie		1		1		104	106
	in quarantaine	74	13	16	24	27	145	299
30-4-2020	bevestigd	2	2	2	16	100	76	198
	personen getest	249	17	78	351	1691	329	2715
	totaal aantal testen		22	85				
	negatief getest	247	17	76	335	1591	251	2517
	uitslag in afwachting	0	1	7	0	0	1	9

inconclusive uitslag	0		0		1	1	
% positieve personen getest	1%	13%	3%	5%	6%	23%	7%
hersteld	1	1	0	13	79	44	138
nog opgenomen in zkh	0	0	0	1	3	7	11
overleden	0	0	0	1	2	13	16
in contact monitoring	19			13			32
in isolatie	1	1		1		104	107
in quarantaine	73	13	16	24	27	145	298

Volgende vijf pagina's verwijderd iv.m. dubbel.

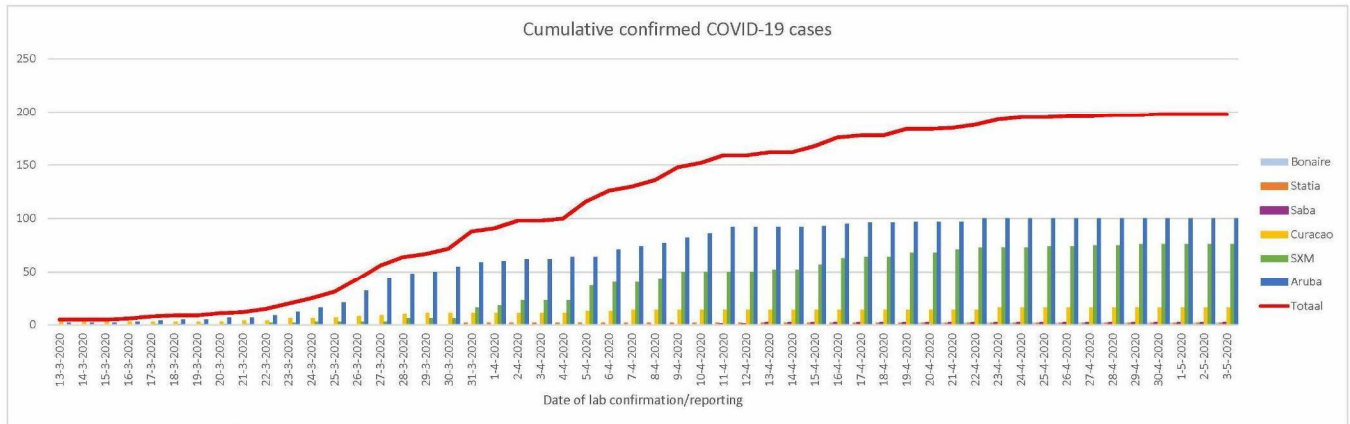
week 18 (24-30 april)	Bonaire	St. Eustatius	Saba	Curacao	Aruba	St. Maarten
Weekly number of new confirmed cases	0	0	0	0	0	3
Weekly number of new confirmed case deaths from COVID-19	0	0	0	0	0	1
Weekly number of new confirmed cases hospitalized due to COVID-19 disease	0	0	0	0	0	1
Weekly number of confirmed cases discharged	0	0	0	0	1	1
Weekly number of persons tested for COVID-19	0	1	8	28	128	44
Weekly number of new confirmed cases by age-group in years	n/a	n/a	n/a	n/a	n/a	
0-5						
5-14						
15-24						
25-34						
35-44						
45-54						2
55-64						1
65-74						
75-84						
85 and above						
age missing						
Proportion of males among the new confirmed cases – calculated as the number of new confirmed cases in males, divided by the total new confirmed cases for which sex is known	n/a	n/a	n/a	n/a	n/a	0,6667
Weekly number of new confirmed case deaths by age-group in years	n/a	n/a	n/a	n/a	n/a	
0-5						
5-14						
15-24						
25-34						
35-44						
45-54						
55-64						
65-74						
75-84						
85 and above						
age missing						
Proportion of males among the new confirmed case deaths – calculated as the number of new confirmed case deaths in males, divided by the total new confirmed case deaths for which sex is known	n/a	n/a	n/a	n/a	n/a	

week 17 (17-23 april)	Bonaire	St. Eustatius	Saba	Curacao	Aruba	St. Maarten
Weekly number of new confirmed cases	2	0	0	2*	4	9
Weekly number of new confirmed case deaths from COVID-19	0	0	0	0	0	2
Weekly number of new confirmed cases hospitalized due to COVID-19 disease	0	0	0	0	1	4
Weekly number of confirmed cases discharged	0	0	0	0	0	1
Weekly number of persons tested for COVID-19	96	0	26	33	237	64
Weekly number of new confirmed cases by age-group in years		n/a	n/a			
0-<5						
5-14					1	
15-24	1					1
25-34						1
35-44						1
45-54	1			2	2	1
55-64					1	4
65-74						1
75-84						
85 and above						
age missing						
Proportion of males among the new confirmed cases – calculated as the number of new confirmed cases in males, divided by the total new confirmed cases for which sex is known	0,5000	n/a	n/a	0,0000	0,5000	0,6667
Weekly number of new confirmed case deaths by age-group in years	n/a	n/a	n/a	n/a	n/a	
0-<5						
5-14						
15-24						
25-34						
35-44						
45-54						
55-64						2
65-74						
75-84						
85 and above						
age missing						
Proportion of males among the new confirmed case deaths – calculated as the number of new confirmed case deaths in males, divided by the total new confirmed case deaths for which sex is known	n/a	n/a	n/a	n/a	n/a	1

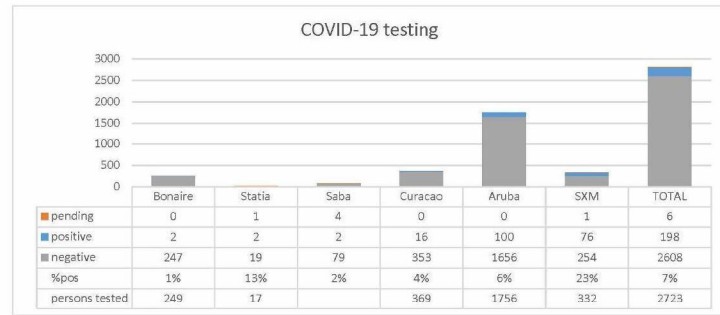
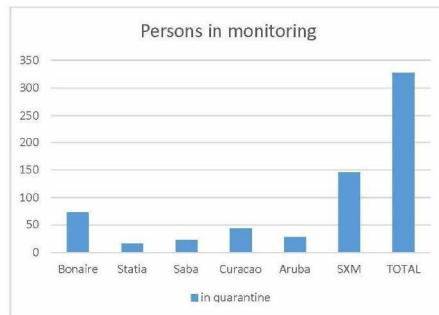
0  
0  
0  
0  
0  
0  
0  
0  
0  
0

week 16 (10-16 april)	Bonaire	St. Eustatius	Saba	Curacao	Aruba	St. Maarten
Weekly number of new confirmed cases	0	0	2	0	9	4
Weekly number of new confirmed case deaths from COVID-19	0	0	0	0	2	0
Weekly number of new confirmed cases hospitalized due to COVID-19 disease	0	0	0	0	0	4
Weekly number of confirmed cases discharged	0	0	0	0	5	0
Weekly number of persons tested for COVID-19	52	3	26	32	179	29
Weekly number of new confirmed cases by age-group in years	n/a	n/a		n/a		
0-<5						
5-14					1	
15-24					1	
25-34					1	
35-44					2	
45-54			1		1	
55-64			1		1	2
65-74					1	1
75-84					1	1
85 and above						
age missing						
Proportion of males among the new confirmed cases – calculated as the number of new confirmed cases in males, divided by the total new confirmed cases for which sex is known	n/a	n/a	1	n/a	0,5556	0,5000
Weekly number of new confirmed case deaths by age-group in years	n/a	n/a	n/a	n/a		n/a
0-<5						
5-14						
15-24						
25-34						
35-44					1	
45-54						
55-64						
65-74						
75-84					1	
85 and above						
age missing						
Proportion of males among the new confirmed case deaths – calculated as the number of new confirmed case deaths in males, divided by the total new confirmed case deaths for which sex is known					0,5000	

week 15 (3-9 april)	Bonaire	St. Eustatius	Saba	Curacao	Aruba	St. Maarten
Weekly number of new confirmed cases	0	0	0	3	18	27
Weekly number of new confirmed case deaths from COVID-19	0	0	0	0	0	4
Weekly number of new confirmed cases hospitalized due to COVID-19 disease	0	0	0	0	3	2
Weekly number of confirmed cases discharged	0	0	0	1	3	0
Weekly number of persons tested for COVID-19	14	0	0	22	153	50
Weekly number of new confirmed cases by age-group in years	n/a	n/a	n/a			
0-<5						
5-14						
15-24				3	1	
25-34					3	6
35-44					5	6
45-54					5	6
55-64					3	6
65-74						1
75-84					1	2
85 and above						
age missing						
Proportion of males among the new confirmed cases – calculated as the number of new confirmed cases in males, divided by the total new confirmed cases for which sex is known	n/a	n/a	n/a	0	0.5	0.666
Weekly number of new confirmed case deaths by age-group in years	n/a	n/a	n/a	n/a	n/a	
0-<5						
5-14						
15-24						
25-34						
35-44						
45-54						
55-64						1
65-74						1
75-84						2
85 and above						
age missing						
Proportion of males among the new confirmed case deaths – calculated as the number of new confirmed case deaths in males, divided by the total new confirmed case deaths for which sex is known	n/a	n/a	n/a	0	n/a	1

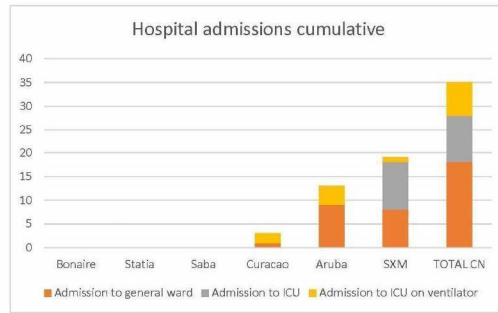
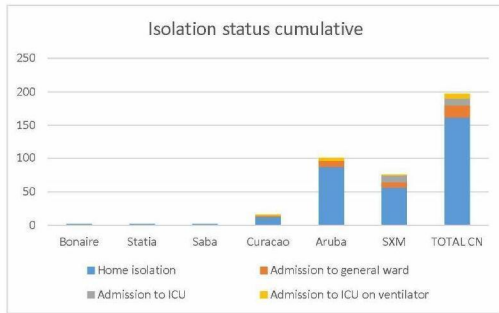
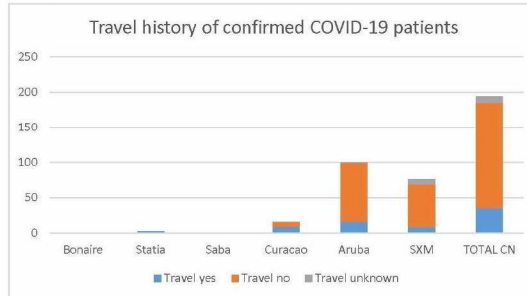
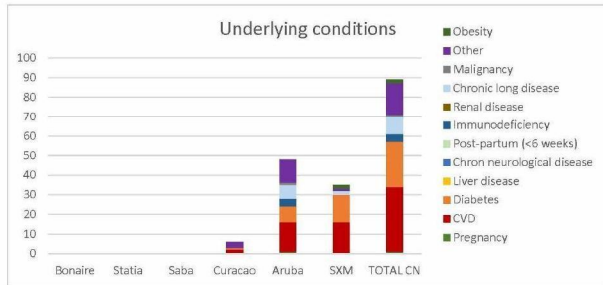


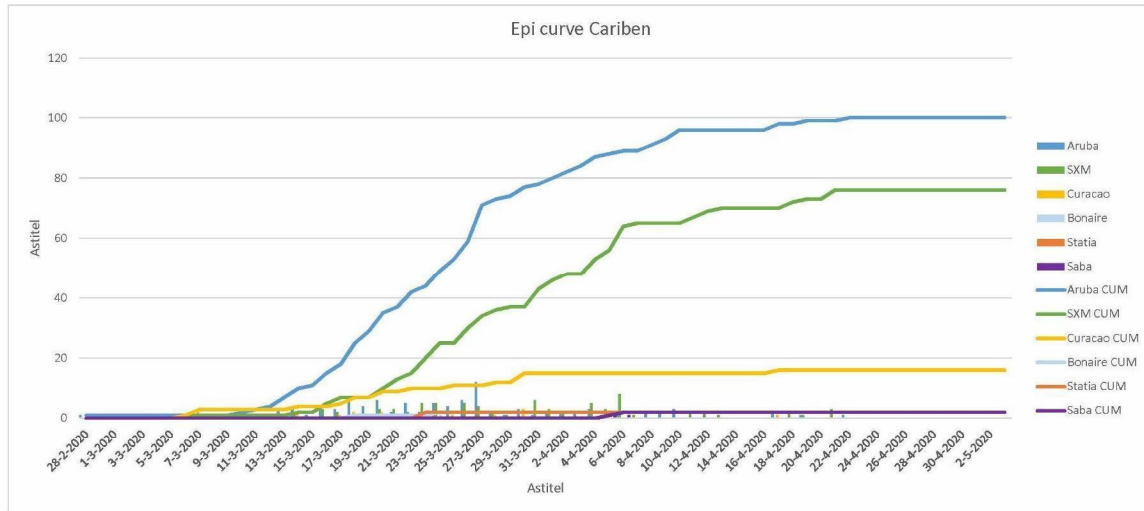
(graphs are based on available information, so might not always be complete)

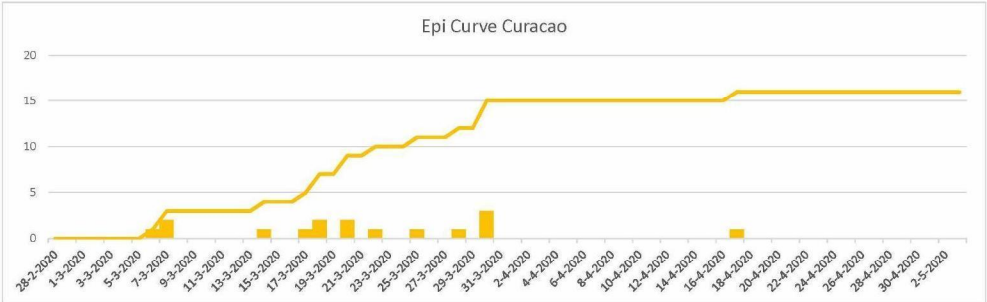
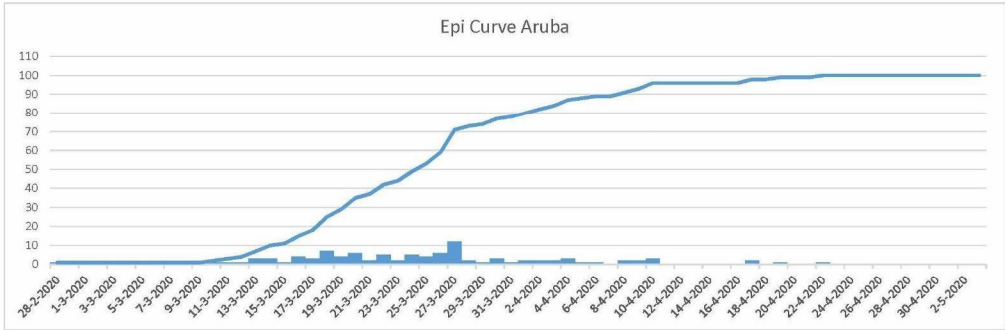


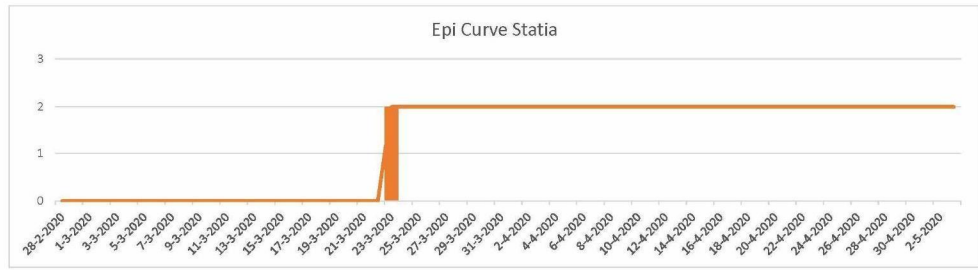
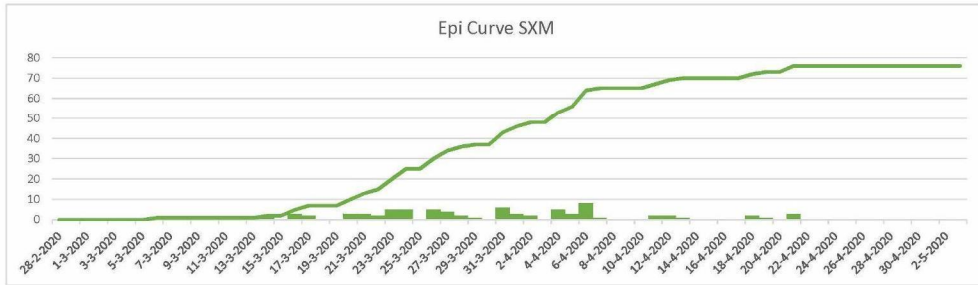
Graphs from Case register data

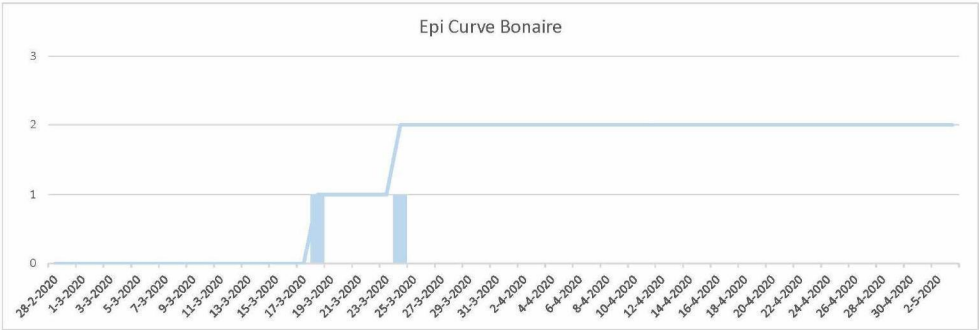
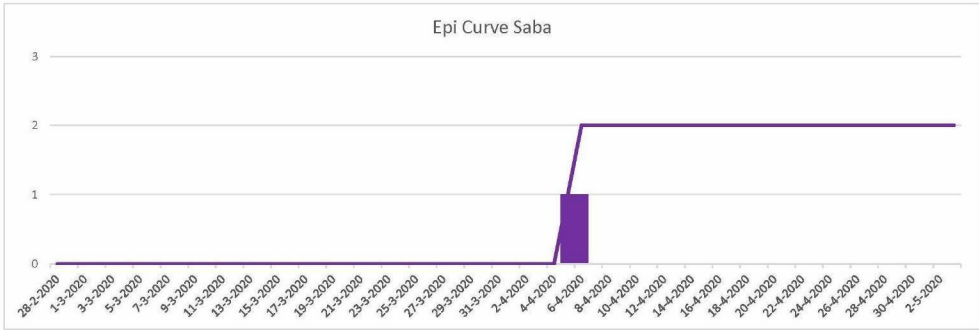
(graphs are based on available information, so might not always be complete)











Epi curve	Aruba	Aruba CUM	Curacao	Curacao CUM	SXM	SXM CUM	Bonaire	Bonaire CUM	Statia	Statia CUM	Saba	Saba CUM
28-2-2020	1	1	0	0	0	0	0	0	0	0	0	0
29-2-2020	0	1	0	0	0	0	0	0	0	0	0	0
1-3-2020	0	1	0	0	0	0	0	0	0	0	0	0
2-3-2020	0	1	0	0	0	0	0	0	0	0	0	0
3-3-2020	0	1	0	0	0	0	0	0	0	0	0	0
4-3-2020	0	1	0	0	0	0	0	0	0	0	0	0
5-3-2020	0	1	0	0	0	0	0	0	0	0	0	0
6-3-2020	0	1	1	1	1	1	1	0	0	0	0	0
7-3-2020	0	1	2	3	3	2	1	0	0	0	0	0
8-3-2020	0	1	0	3	3	0	1	0	0	0	0	0
9-3-2020	0	1	0	3	3	0	1	0	0	0	0	0
10-3-2020	1	2	0	3	3	0	1	0	0	0	0	0
11-3-2020	1	3	0	3	3	0	1	0	0	0	0	0
12-3-2020	1	4	0	3	3	0	1	0	0	0	0	0
13-3-2020	3	7	0	3	3	0	1	0	0	0	0	0
14-3-2020	3	10	1	4	4	1	2	0	0	0	0	0
15-3-2020	1	11	0	4	4	0	2	0	0	0	0	0
16-3-2020	4	15	0	4	4	3	5	0	0	0	0	0
17-3-2020	3	18	1	5	5	2	7	0	0	0	0	0
18-3-2020	7	25	2	7	7	0	7	1	1	0	0	0
19-3-2020	4	29	0	7	7	0	7	0	1	0	0	0
20-3-2020	6	35	2	9	9	3	10	0	1	0	0	0
21-3-2020	2	37	0	9	9	3	13	0	1	0	0	0
22-3-2020	5	42	1	10	10	2	15	0	1	0	0	0
23-3-2020	2	44	0	10	10	5	20	0	1	2	2	0
24-3-2020	5	49	0	10	10	5	25	1	2	0	2	0
25-3-2020	4	53	1	11	11	0	25	0	2	0	2	0
26-3-2020	6	59	0	11	11	5	30	0	2	0	2	0
27-3-2020	12	71	0	11	11	4	34	0	2	0	2	0
28-3-2020	2	73	1	12	12	2	36	0	2	0	2	0
29-3-2020	1	74	0	12	12	1	37	0	2	0	2	0
30-3-2020	3	77	3	15	15	0	37	0	2	0	2	0
31-3-2020	1	78	0	15	15	6	43	0	2	0	2	0
1-4-2020	2	80	0	15	15	3	46	0	2	0	2	0
2-4-2020	2	82	0	15	15	2	48	0	2	0	2	0
3-4-2020	2	84	0	15	15	0	48	0	2	0	2	0
4-4-2020	3	87	0	15	15	5	53	0	2	0	2	0
5-4-2020	1	88	0	15	15	3	56	0	2	0	2	1
6-4-2020	1	89	0	15	15	8	64	0	2	0	2	1
7-4-2020	0	89	0	15	15	1	65	0	2	0	2	0
8-4-2020	2	91	0	15	15	0	65	0	2	0	2	0



